



Learn what's possible.

Unicheck User Guide

LiveText Unicheck User Guide

Overview - Unicheck Plagiarism Detection Service	3
Assignment Creation Instructions	3
To create an assignment with Unicheck enabled:.....	3
Student Submission	4
Instructor- Generating a Similarity Report.....	4
To view a student submission and its Similarity Report:	4
Student- Generating a Similarity Report	6

Overview - Unicheck Plagiarism Detection Service


Unicheck is an online plagiarism detection service that is complimentary to LiveText customers. Unicheck checks students' submitted work against billions of Internet resources and generates a plagiarism report after each scan is completed.

This guide will outline how to setup an assignment utilizing Unicheck, the student submission process, and how to access the Similarity Report by both students and instructors.

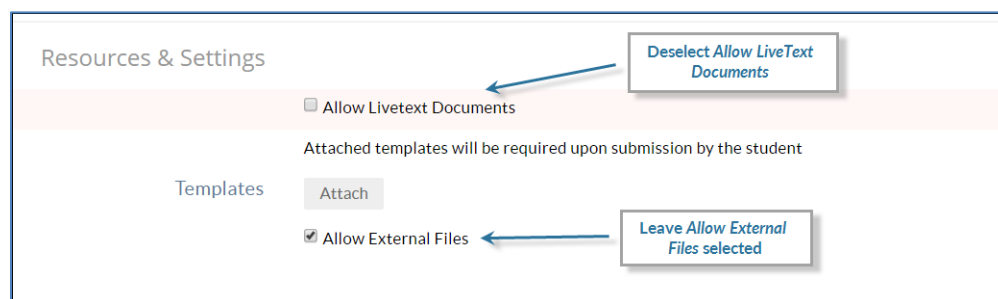
Assignment Creation Instructions

In LiveText, assignments can be created by administrators as well as instructors.

To create an assignment with Unicheck enabled:

1. Log into your LiveText account.
2. From the **Courses** tab, click the name of the course in which the assignment will be created.
3. Click on the **Assignments** tab.
4. Click on  **+ Create**
5. When creating an assignment, add all assignment details, such as title, due date, assessment document, etc.
6. In the **Resources & Settings** section, uncheck *Allow LiveText Documents* and leave *Allow External Files* checked.

NOTE: Unicheck only supports text files in one of the following formats: .doc, .docx, .rtf, .txt, and .odt. Unicheck will not run originality checks on LiveText documents.

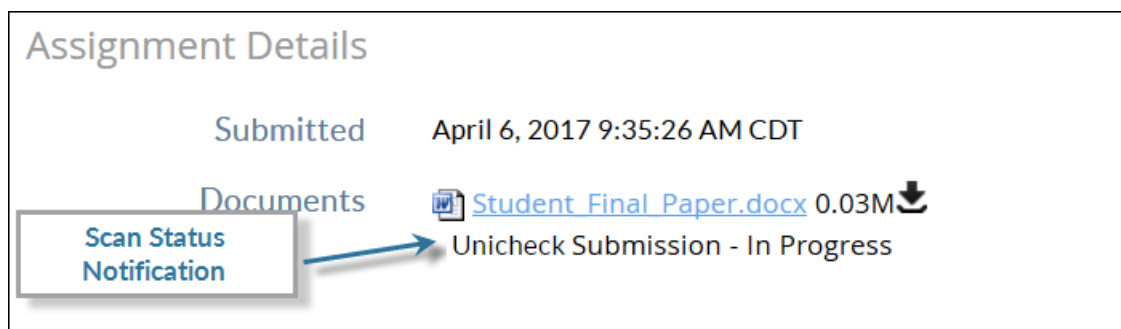


7. Under the **Assessment** section, click the **Show More** button.
8. Check the box next to **Enable Unicheck**.
9. Once all desired components have been added to the assignment, click on

Save Assignment

Student Submission

Once an Unicheck enabled assignment is created, students can begin submitting the requested artifacts to it, just as any other LiveText assignment. There is no limit a user can submit at one time. The Unicheck detection scan will begin immediately after a student submits the assignment, and the student will be notified that the Unicheck scan has started.



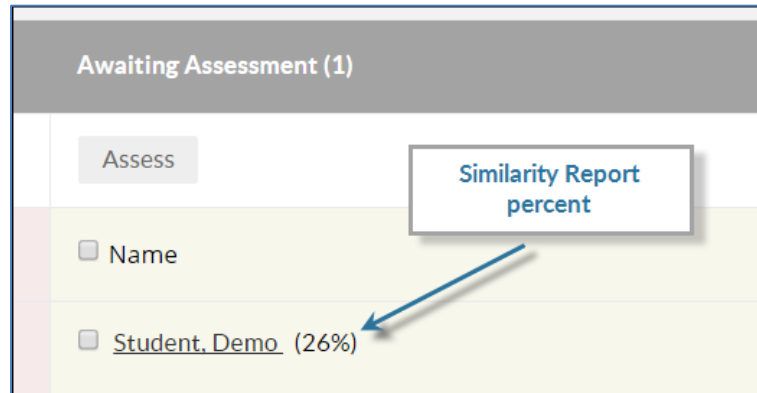
Instructor- Generating a Similarity Report

The Unicheck Similarity Report shows detailed information about each uploaded and checked document: name, check status, originality and similarity percentage, number of sources used without acknowledgement, username, time and date.

To view a student submission and its Similarity Report:

1. Log into your LiveText account.
2. Click on the progress bar of the identified assignment.
3. The available student submissions will appear in the Awaiting Assessment column.
4. Once the Unicheck scan is complete, the Similarity Report percent will display next to the student's name.
5. The displayed percentage represents the total percent of the submitted work that has been matched to other known sources.
6. To see an individual student's result, click on their name in the Awaiting Assessment column.

7. Within the student submission area, the instructor will have access to the student's submitted work and the Similarity Report.



8. Click on the Similarity Report. The report will open in another window.
9. The Similarity Report will display the students work next to the Originality and Similarity percent, total used sources, any sources that were excluded, and the similarity sources.
10. The parts of a student's submission that Unicheck matched to other works will be highlighted in yellow.
11. Clicking on the yellow highlighted text in the student's work will identify the paired source located on the Similarity Sources column.
12. To review the original source, click on the link icon next to source listing.

Student_Final_Paper.docx
Checked on 04/05/17, 2:01:4...

Report Button → GENERATE REPORT EN

Adjust Language

SIMILARITY SOURCES

Internet (69 sources)

Rank	Source	Similarity	Link
1.	leonardoo...	9.30%	Link
2.	leonardoo...	9.30%	Link
3.	leonardoo...	9.30%	Link
4.	Selected Text and paired source	6.98%	Link
5.	joshpcb.w...	6.9%	Link
6.	liberalalbe...	6.98%	Link
7.	en.wikisou...	5.43%	Link
8.	myliberal...	4.65%	Link
9.	document...	4.65%	Link
10.	victorper...	4.65%	Link
11.	victorper...	4.46%	Link

Original Source Link

The main supporters of Liberalism were merchants, artisans, financiers, and other specialists that increased after the Black Death, has declined. It helped them develop a greater sense of self by being both internally unified and distinct from other groups in society on the basis of their jobs and lifestyles. These groups of people were called the bourgeois class which in French means something to do with the town, because of how much they had to do with the progress of the town or their community. The heart of Liberalism is the understanding that progress is not a matter of mechanical contrivance, but of the liberation of living spiritual energy. Good mechanism is that which provides the channels wherein such energy can flow unimpeded, unobstructed by its own exuberance of output, vivifying the social structure, expanding and ennobling the life of mind. (Hobhouse, 1999).

Liberalism does not assume that individual liberty and opportunity can be secured in only one way. Much depends upon the circumstances. Liberalism is committed to a role of social architecture. If the rights and opportunities to the individual can best be advanced through governmental action, liberalism will plan and endorse the change. (Martin, 1948). Liberalism was able to happen because the people wanted change and were willing to do what was necessary in order to accomplish their goals.

13. To export a PDF of the report, click the **Generate Report** button.
14. When finished reviewing the Unicheck report, return to the assessment page and click the **Submit Assessment** button.

Student- Generating a Similarity Report

Students can also view their Similarity Report. The Similarity Report will be available when a student submits to an Unicheck enabled assignment, their submission status is either *Awaiting Assessment* or *Completed*, and the Unicheck scan has finished.

Assignment Details

Submitted April 5, 2017 2:00:53 PM CDT

Documents Student_Final_Paper.docx 0.03M

Similarity Report → Similarity Report 26%

Included Comment Here is my final research paper submission.

Awaiting Assessment Status

Assessor	Time	Student Documents	Student Comment	Complete Assessment Status	Faculty Documents	Grade & Comment
Faculty, Demo_Counselor	Submitted: April 5, 2017 2:00:53 PM CDT Assessed: April 6, 2017 1:34:45 PM CDT	Student_Final_Paper.docx 0.03M Similarity Report 26%	Here is my final research paper submission.			Overall, nice work.

Similarity Report